



Aging-in-Place with Dementia-Friendly Housing

September 13, 2023

Terri Lewinson, PhD, MSW
Associate Professor, REACH Team
Health Equity and Advocacy Lab
Terri.d.Lewinson@Dartmouth.edu
603-646-5810

“Whoever speaks of housing must also speak of home; the word means both the physical space and the nurturing that takes place there.”

Delores Hayden, 1984, p. 63



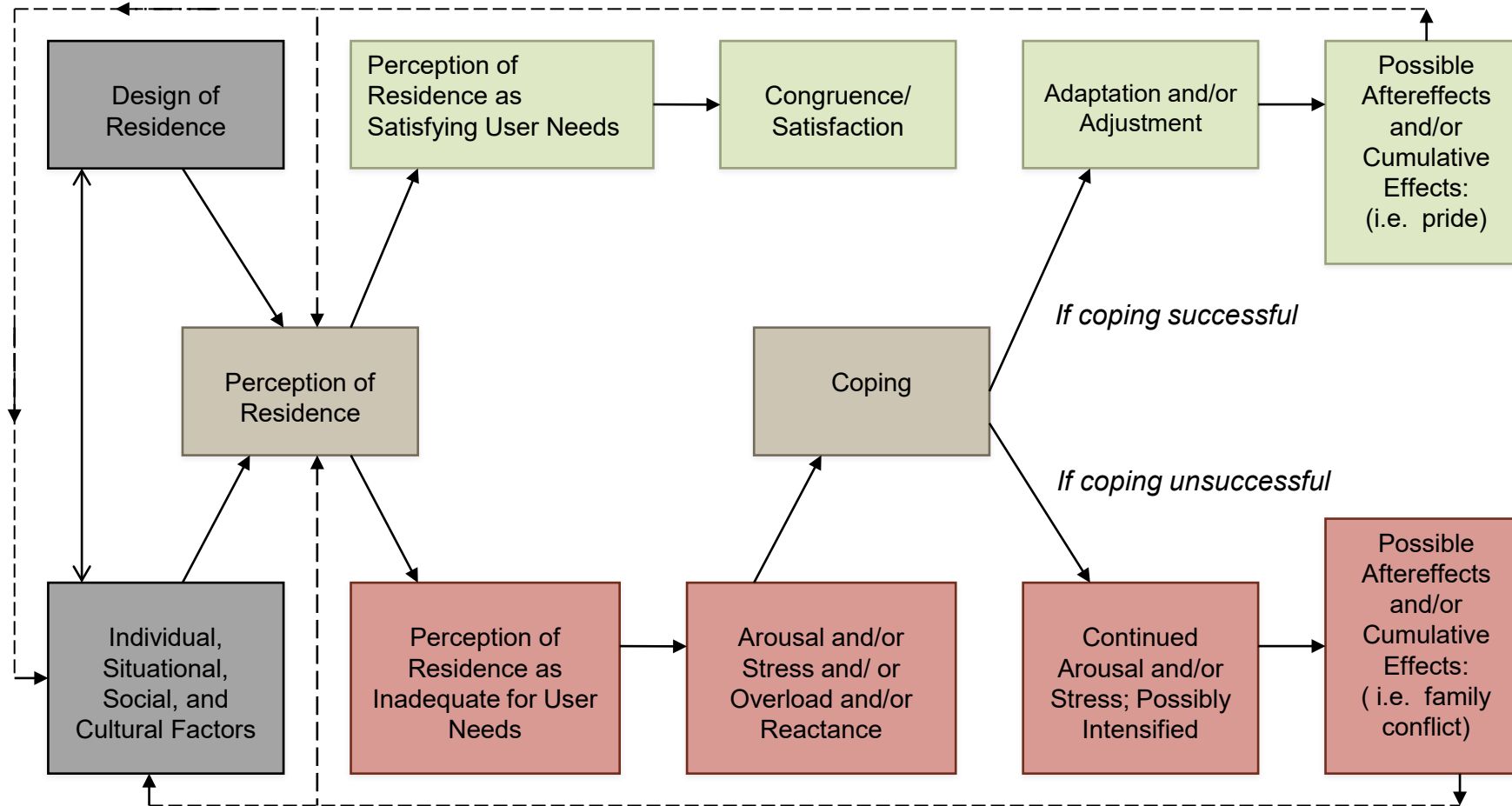
Making “House” a “Home”



Place of dynamic psychosocial relationships:

- Shelter/ Protection
- Privacy
- Centrality
- Continuity
- Warmth
- Personalization/ Self-identity
- Aesthetics

Residential Stress Model



Mental Health Stress

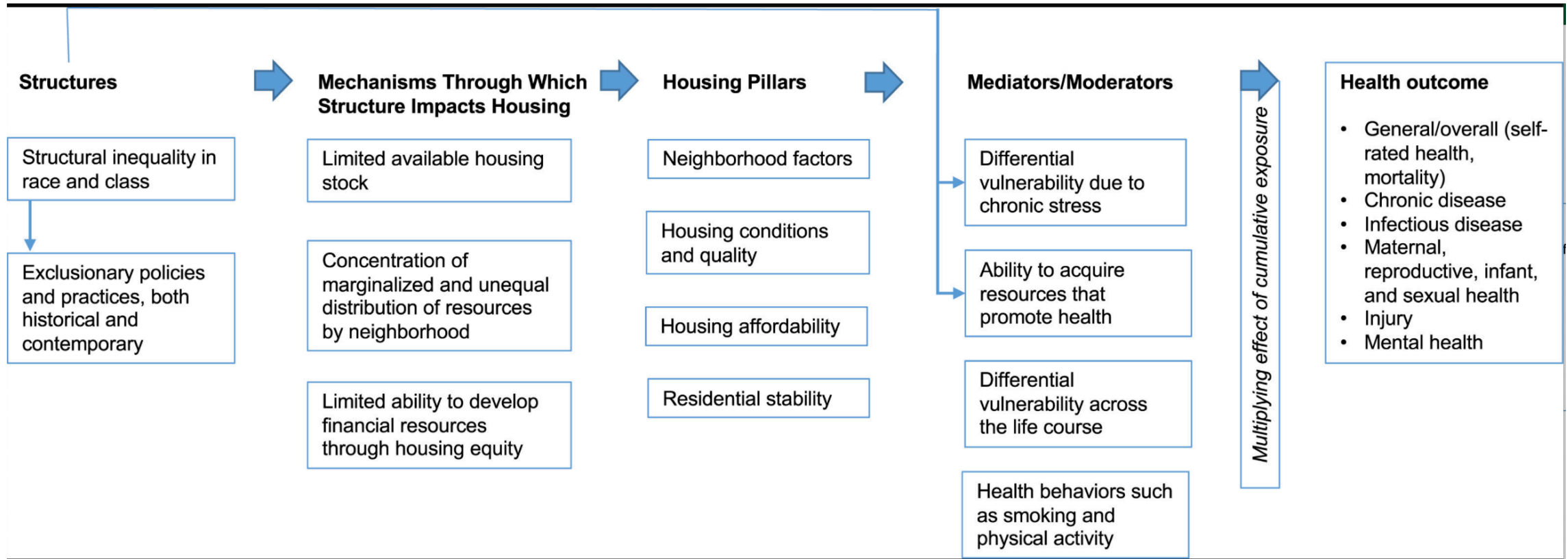
- **Fear/Confusion**
 - Transient neighbors
 - Systems (eviction threat)
- **Social Isolation/Loneliness**
 - Broken networks
 - Troubled family histories
- **Anxiety/Depression**
 - Housing health losses
 - Financial depletion
 - Liminality/temporal in-betweenness

Eclectic Environment-Behavior Model in Residential Settings

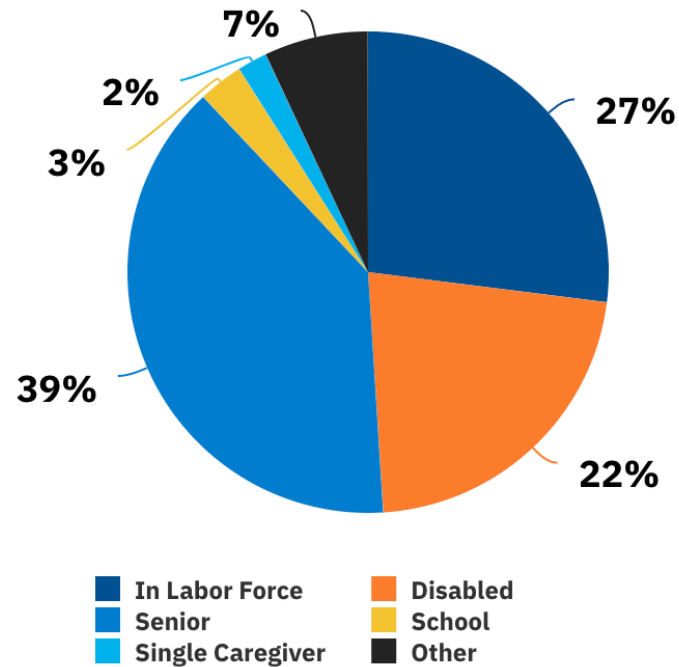
Adapted from (Bell, Greene, Fisher, & Baum, 2001, pp. 402-403)

Swope and Hernandez (2019)

Housing and Health Disparities Conceptual Model



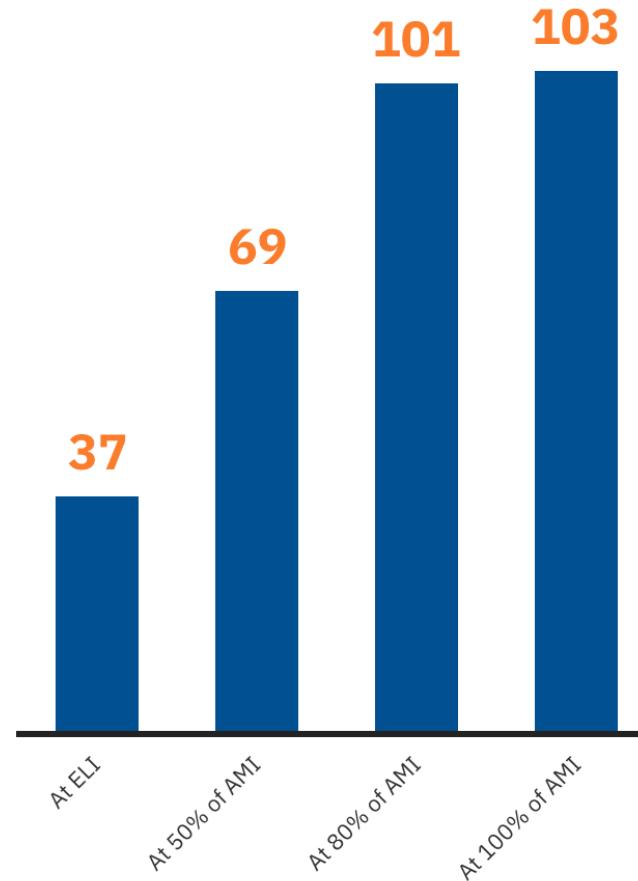
EXTREMELY LOW INCOME RENTER HOUSEHOLDS



Note: Mutually exclusive categories applied in the following order: senior, disabled, in labor force, enrolled in school, single adult caregiver of a child under 7 or a person with a disability, and other. At the national level, 15% percent of extremely low income renter households include a single adult caregiver, more than half of whom usually work more than 20 hours per week. Eleven percent of extremely low-income renter households are enrolled in school, 48% of whom usually work more than 20 hours per week.

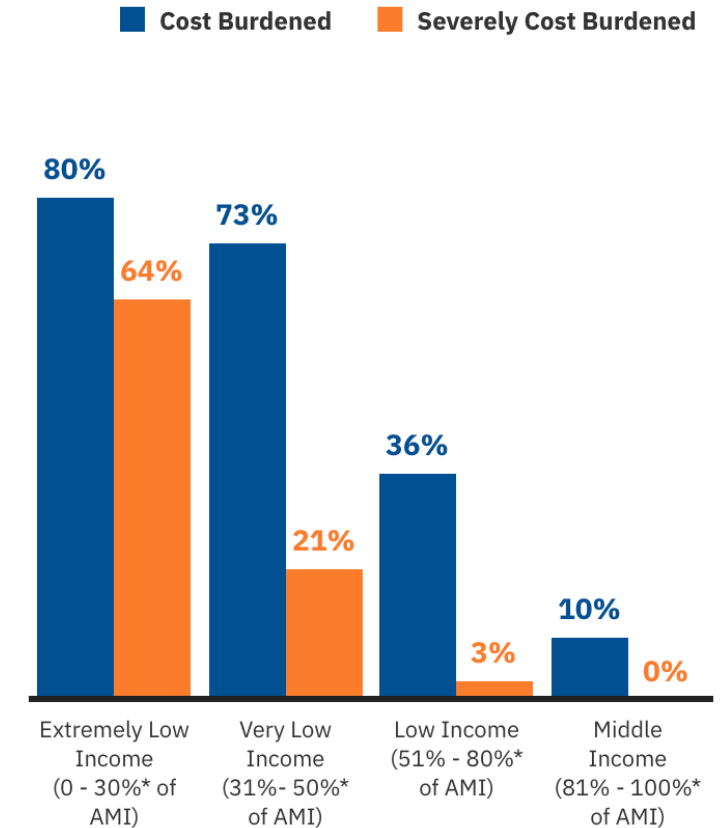
Source: 2020 5-Year ACS PUMS

AFFORDABLE AND AVAILABLE HOMES PER 100 RENTER HOUSEHOLDS



Source: NLIHC tabulations of 2020 5-Year ACS PUMS

HOUSING COST BURDEN BY INCOME GROUP



*Or poverty guideline, if higher.

Note: Renter households spending more than 30% of their income on housing costs and utilities are cost burdened; those spending more than half of their income are severely cost burdened.

Source: NLIHC tabulations of 2020 5-Year ACS PUMS

Aging-in-Place / Dementia-Friendly Planning

- Safe, Accessible, and Affordable Housing
- Community Support Services
- Access to Healthcare/ Crisis Intervention
- Transportation
- Safety Measures
- Social and Recreational Opportunities
- Caregiver Support
- Legal and Financial Support
- Technology and Communication
- Collective Advocacy and Policy Support
- Dementia-Friendly Spaces/Resources
 - Sensory-friendly environments
 - Recreational facilities/parks/activities

Current Research: NIA-Funded Project



- Role of Resident Service Coordinators in supporting aging-in-place with the inclusion of dementia-friendly programming
- Mixed-methods project that includes CBPR with an affordable housing developer
- Communities' aging- and dementia-friendly program characteristics, readiness for enhancing programming, and perspectives of service use and potential improvements